

ALLROUNDER 370 E

GOLDEN ELECTRIC EVO

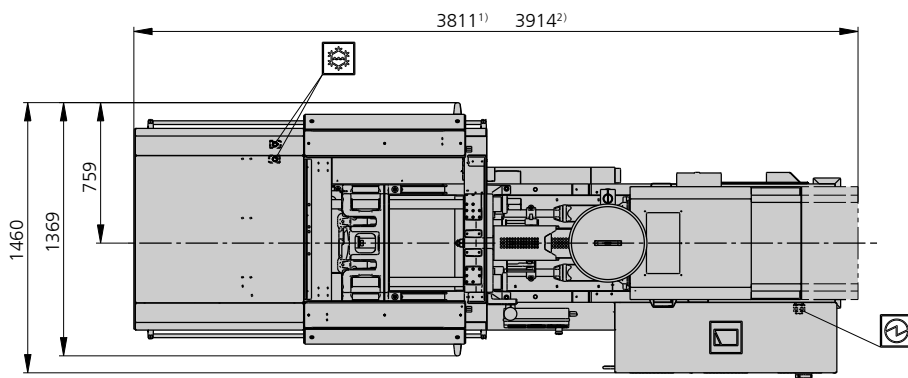
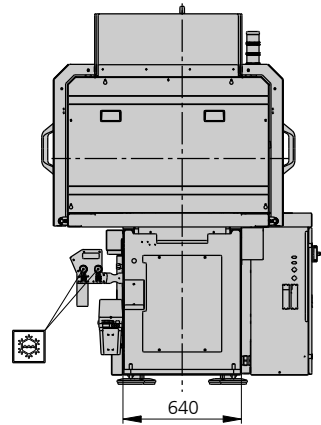
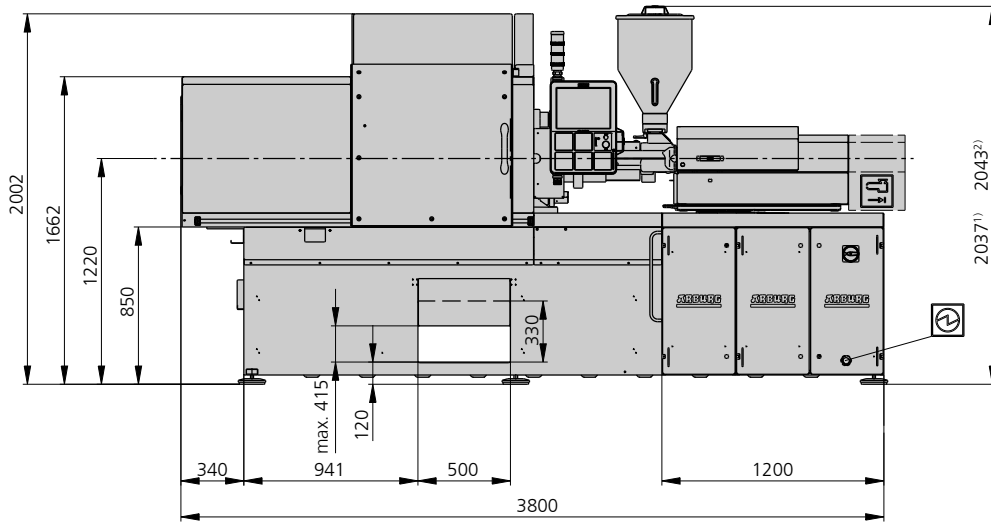
Distance between tie bars: 370 x 370 mm

Clamping force: 600 kN

Injection unit (acc. to EUROMAP): 100, 170

ARBURG

MACHINE DIMENSIONS | 370 E GOLDEN ELECTRIC EVO



Electrical connection



Cooling water connection

1) injection unit 100
2) injection unit 170

TECHNICAL DATA | 370 E GOLDEN ELECTRIC EVO

Clamping unit		370 E GOLDEN ELECTRIC EVO	
with clamping force	max. kN	600	
Opening force stroke	max. kN mm	--- 300	
Mould height, fixed variable	min.-max. mm	--- 200-400	
Platen daylight fixed variable	max. mm	--- 500-700	
Distance between tie bars (w x h)	mm	370 x 370	
Mould mounting platens (w x h)	max. mm	510 x 510	
Weight of movable mould half	max. kg	360	
Ejector force stroke	max. kN mm	25 100	
Dry cycle time EUROMAP ²	min. s - mm	1,2 - 259	

Injection unit		100			170		
with screw diameter	mm	20	25	30	25	30	35
Effective screw length	L/D	25	20	16,7	24	20	17
Screw stroke	max. mm	100			120		
Calculated stroke volume	max. cm ³	31	49	71	59	85	115
Shot weight	max. g PS	29	45	65	54	77	105
Material throughput	max. kg/h PS	5,5	8	9,5	10	13,5	16
	max. kg/h PA6.6	2,8	4	4,9	5	7	8
Injection pressure	max. bar	2500	2000	1390	2500	2000	1470
Holding pressure time	max. s - bar	300-2500	300-1600	300-1110	300-2300	300-1600	300-1170
Injection flow ²	max. cm ³ /s	64	100	144	78	114	154
		[83]	[130]	[187]	[102]	[148]	[202]
Injection speed ⁵	max. mm/s	200			160		
	max. mm/s	[300]			[210]		
Screw circumferential speed	max. m/min	40	50	60	31	37	44
Screw torque	max. Nm	120	150	180	210	250	290
Nozzle contact force retraction stroke	max. kN mm	50 230			50 300		
Heating capacity zones	kW	4,9 5			9,4 5		
Feed hopper	l	50			50		

Drive and connection		100		170	
with injection unit		100		170	
Net weight of machine	kg	3700		3700	
Sound press. level Insecurity ⁴	dB(A)	55 3		55 3	
Electrical connection ³	kW	13		19	
	Total	40		50	
	Machine	A		---	
	Heating	A		---	
Cooling water connection	max. °C	35		35	
	min. Δp bar	1,5 DN 25		1,5 DN 25	

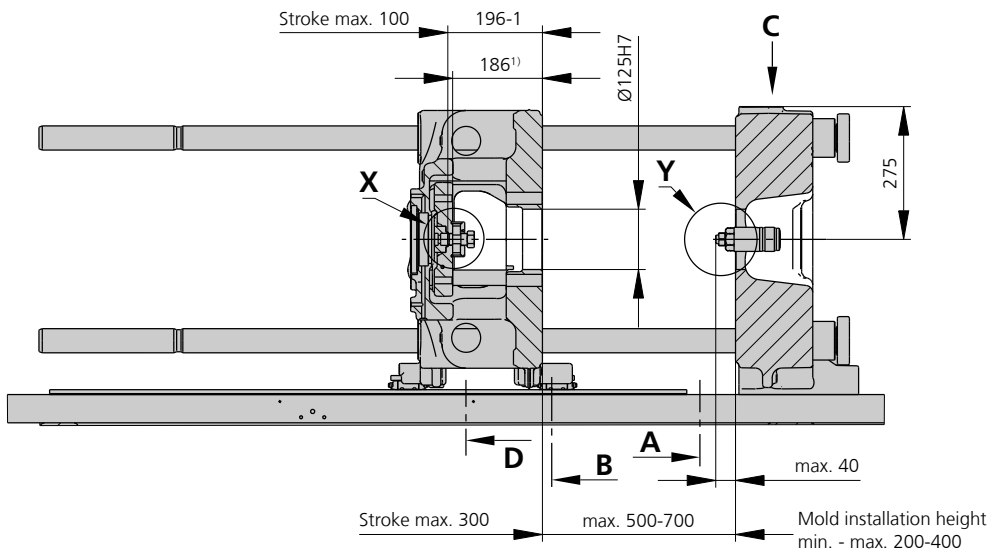
Machine type
with EUROMAP size designation ¹
370 E GOLDEN ELECTRIC EVO 600-100 | 170

Upon request: other machine types and mould installation heights, screws, drive powers etc.

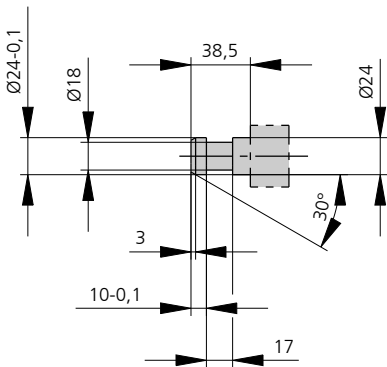
All specifications relate to the basic machine version. Deviations are possible depending on variants, process settings and material type. Depending on the drive, certain combinations, e.g. max. injection pressure and max. injection flow may be mutually exclusive.

- 1) Clamping force (kN) - size of injection unit = max. stroke volume (cm³) x max. injection pressure (kbar)
 - 2) Specification of maximum injection flow at maximum injection pressure.
 - 3) Specifications relate to 400 V/50 Hz.
 - 4) Detailed info in the operating instr.
 - 5) Forward speed of plasticising screw at 1000 bar injection pressure.
- [] Specifications apply to alternative equipment.

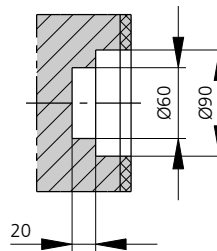
MOULD INSTALLATION DIMENSIONS | 370 E GOLDEN ELECTRIC EVO



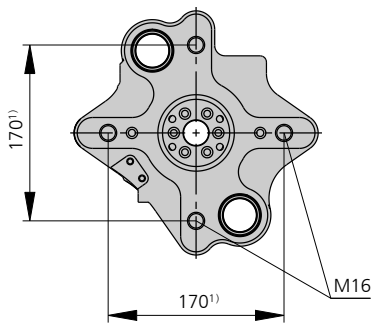
Ejector bolt | X



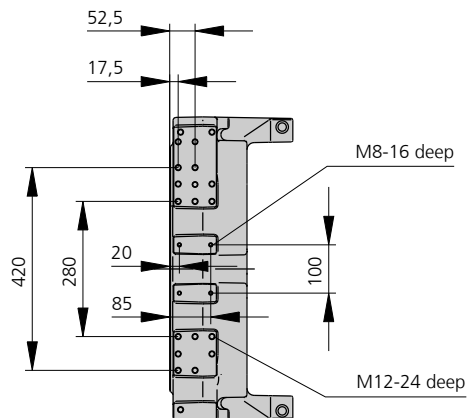
Bore in mould (if required) | Y



Ejector plate | D



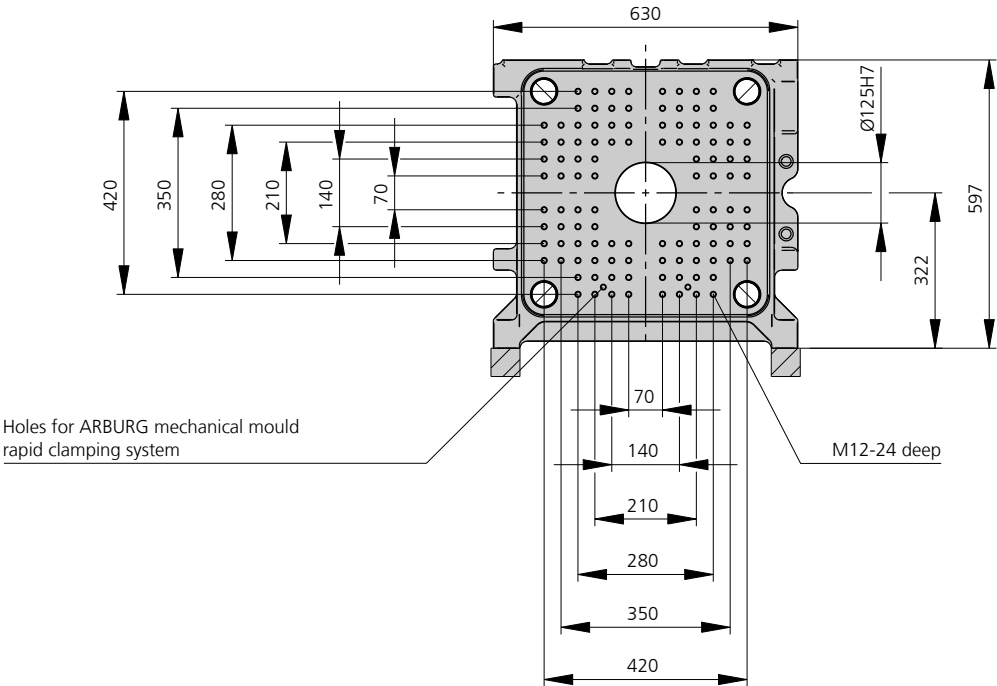
Robotic system mounting | C



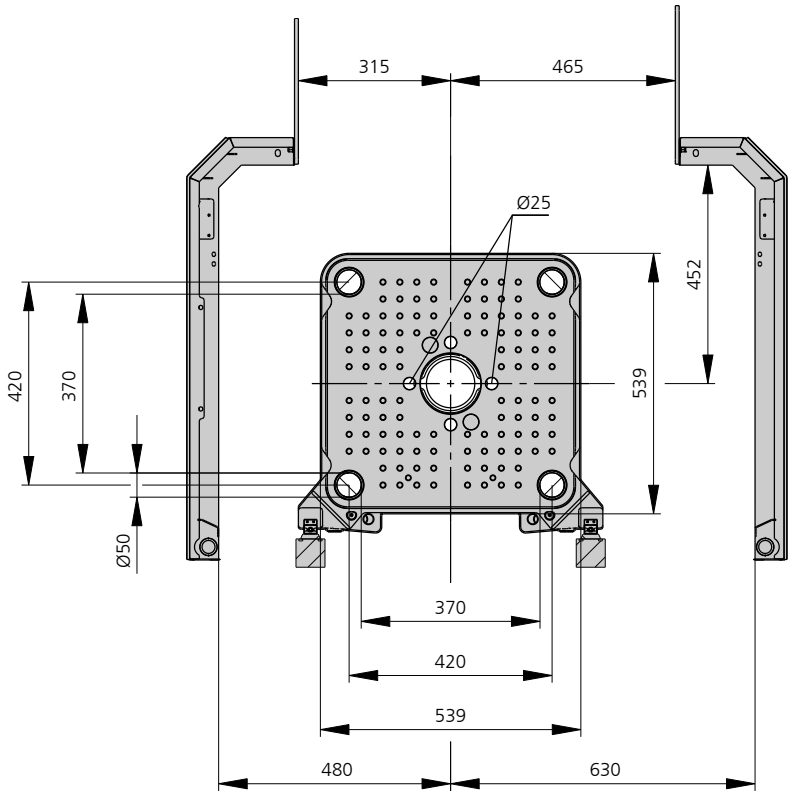
1) Position of ejector plate

MOULD INSTALLATION DIMENSIONS | 370 E GOLDEN ELECTRIC EVO

Fixed mould mounting platen | A



Moving mould mounting platen | B



SHOT WEIGHTS | 370 E GOLDEN ELECTRIC EVO

Theoretical shot weights for the most important injection moulding materials

Injection units according to EUROMAP		100			170		
Screw diameter	mm	20	25	30	25	30	35
Polystyrene	max. g PS	29	45	65	54	77	105
Styrene heteropolymerizates	max. g SB	28	44	63	53	76	103
	max. g SAN, ABS ¹⁾	27	43	62	52	74	101
Cellulose acetate	max. g CA ¹⁾	32	50	73	61	87	119
Celluloseacetobutyrate	max. g CAB ¹⁾	30	47	68	56	81	110
Polymethyl methacrylate	max. g PMMA	30	46	67	56	80	109
Polyphenylene ether, mod.	max. g PPE	27	42	60	50	72	98
Polycarbonate	max. g PC	30	47	68	57	81	111
Polysulphone	max. g PSU	31	49	70	58	84	115
Polyamides	max. g PA 6.6 PA 6 ¹⁾	28	44	64	53	77	104
	max. g PA 6.10 PA 11 ¹⁾	26	41	60	50	72	98
Polyoximethylene (Polyacetal)	max. g POM	35	55	80	66	96	130
Polyethylene terephthalate	max. g PET	34	53	77	64	92	126
Polyethylene	max. g PE-LD	22	34	49	41	59	80
	max. g PE-HD	22	35	50	42	60	82
Polypropylene	max. g PP	23	36	51	43	62	84
Fluoropolymerides	max. g FEP, PFA, PCTFE ¹⁾	46	72	103	86	124	169
	max. g ETFE	40	63	91	76	109	148
Polyvinyl chloride	max. g PVC-U	35	54	78	65	94	127
	max. g PVC-P ¹⁾	32	50	72	60	87	118

1) average value

ARBURG GmbH + Co KG
 Arthur-Hehl-Strasse
 72290 Lossburg
 Tel.: +49 7446 33-0
 www.arburg.com
 contact@arburg.com