

ALLROUNDER 1120 H

Clamp-Design

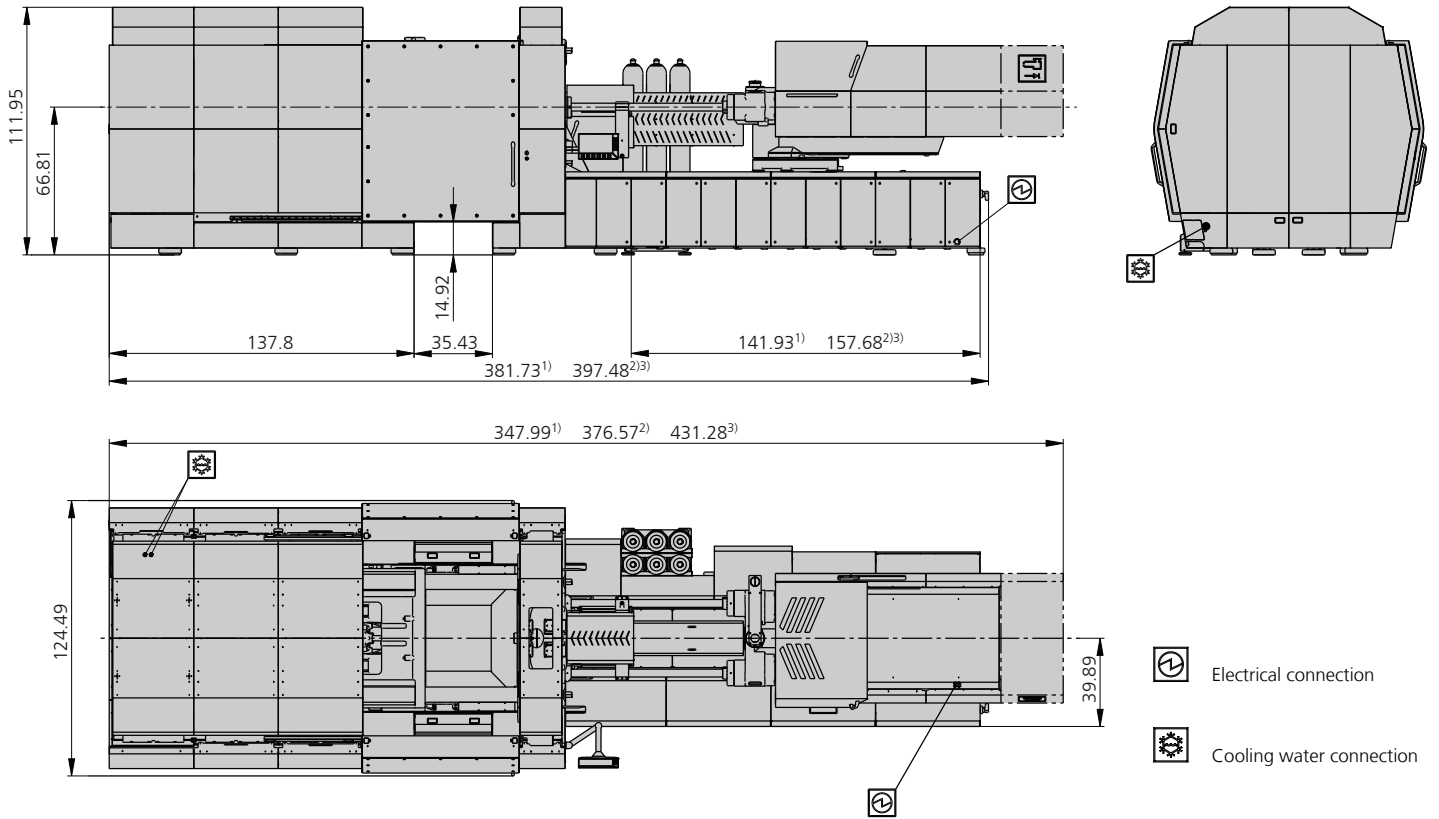
Distance between tie bars: 44.09 x 44.09" (1120 x 1120 mm)

Clamping force: 730 tons

Injection unit: 65.6 oz, 91.1 oz, 150.6 oz

ARBURG

MACHINE DIMENSIONS | 1120 H



- 1) Injection unit 65.6 oz
- 2) Injection unit 91.1 oz
- 3) Injection unit 150.6 oz

TECHNICAL DATA | 1120 H

Clamping unit		1120 H
with clamping force	max. tons	730
Opening force stroke	max. tons inch	--- 41.34
Mold height, fixed variable	min.-max. inch	--- 15.75-41.34
Platen daylight fixed variable	max. inch	--- 57.09-82.68
Distance between tie bars (w x h)	inch	44.09 x 44.09
Mold mounting platens (w x h)	max. inch	57.87 x 57.87
Weight of movable mold half	max. lbs	20020
Ejector force stroke	max. tons inch	15.40 13.78
Dry cycle time EUROMAP ²	min. s - inch	3.0 - 30.87

Injection unit		65.6 oz			91.1 oz			150.6 oz		
with screw diameter	mm	70	80	90	80	90	100	90	100	115
Effective screw length	L/D	23	20	18	22.5	20	18	25.5	23	20
Screw stroke	max. inch	12.60			14.17			17.72		
Calculated stroke volume	max. cu. inch	75.2	98.1	124.2	110.4	139.7	172.4	174.6	215.6	285.1
Shot weight	max. oz / PS	39.7	51.8	65.6	58.3	73.8	91.1	92.2	113.9	150.6
Material throughput	max. lbs/h PS	407.0	473.0	550.0	561.0	649.0	726.0	869.0	990.0	1166.0
	max. lbs/h PA6.6	204.6	242.0	275.0	264.0	330.0	374.0	440.0	495.0	583.0
Injection pressure	max. psi	36250	29000	22910	36250	29000	23490	35815	29000	21895
Holding pressure	max. psi	36250	29000	22910	36250	29000	23490	35815	29000	21895
Einspritzstrom	max. cu. inch/s	70.5	92.0	116.4	76.7	97.0	119.7	97.0	119.7	158.4
Screw circumferential speed ²	max. ft./min	174	197	223	174	197	217	177	196.86	226
Screw torque ²	max. ft./lbs	2318	2650	2982	3248	3654	4060	5020	5610	6422
Nozzle contact force retraction stroke	max. tons inch	12.10 23.62			12.10 23.62			14.30 23.62		
Heating capacity zones	kW	38.60 8			51.40 9			68.60 12		

Drive and connection		65.6 oz	91.1 oz	150.6 oz
with injection unit				
Net weight of machine	lbs	110000	113300	123200
Sound press. level Ref. only ⁴	dB(A)	62 3		
Oil filling	gal.	110.96	150.59	171.73
Drive power ²	max. kW	---		
Electrical connection ³	kW	150	200	263
	Total	A	---	---
	Machine	A	175	225
	Heat	A	100	150
Cooling water connection	max. °F	86		
	min. Δp psi	22 1"		

Machine type
with EUROMAP size designation ¹
1120 H 730 tons 65.6 oz | 91.1 oz | 150.6 oz

Upon request: other machine types and mold installation heights, screws, drive powers etc.

All specifications relate to the basic machine version. Deviations are possible depending on variants, process settings and material type. Depending on the drive, certain combinations, e.g. max. injection pressure and max. injection flow may be mutually exclusive.

1) Clamping force (tons) - Size of injection unit = max. stroke volume (cu. inch) x max. injection pressure (psi)

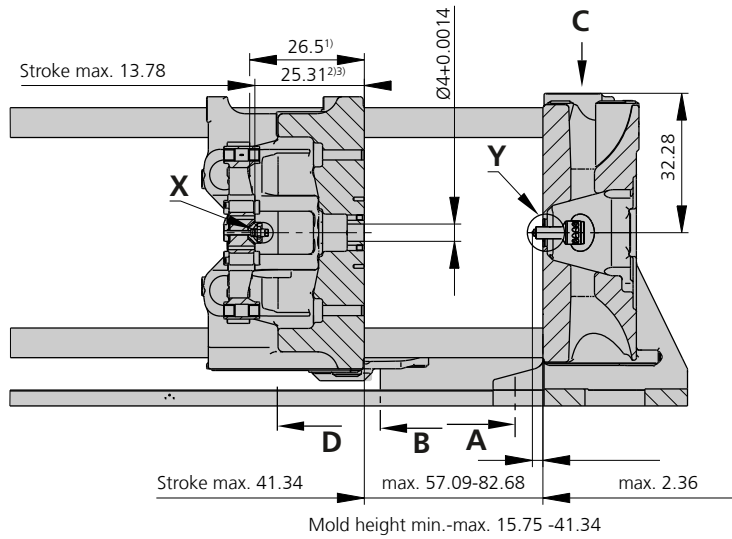
2) Specifications depend on drive version / drive design.

3) Specifications relate to 230V/60 cycles | 460V/60 cycles.

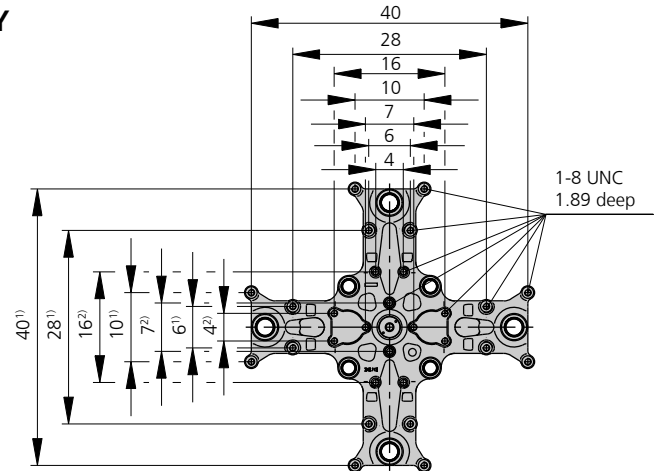
4) Emission sound pressure level at the workplace. Detailed information in the operating instructions.

[] Information applies to alternative equipment.

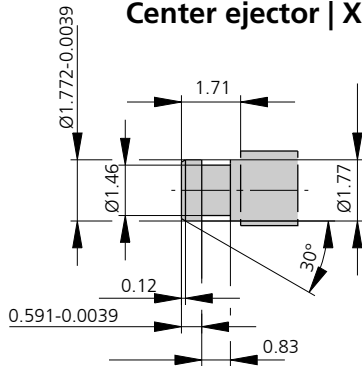
MOLD INSTALLATION DIMENSIONS | 1120 H



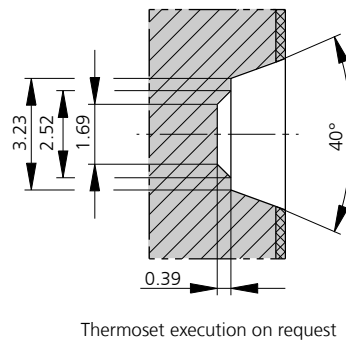
Ejector plate | D



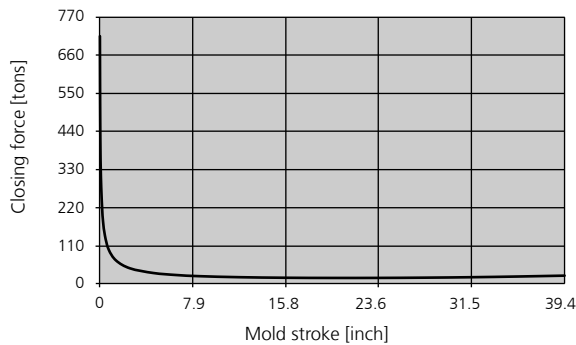
Center ejector | X



Bore in mold (if required) | Y

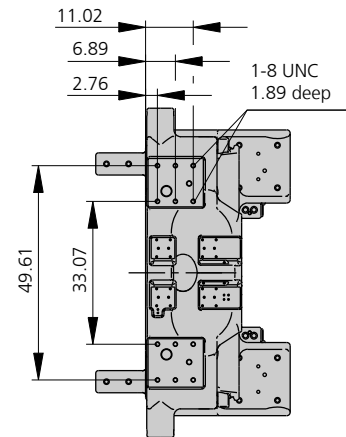


Closing force for spring molds / during injection compression molding*



* automatic locking force adjustment up to 5.5 tons

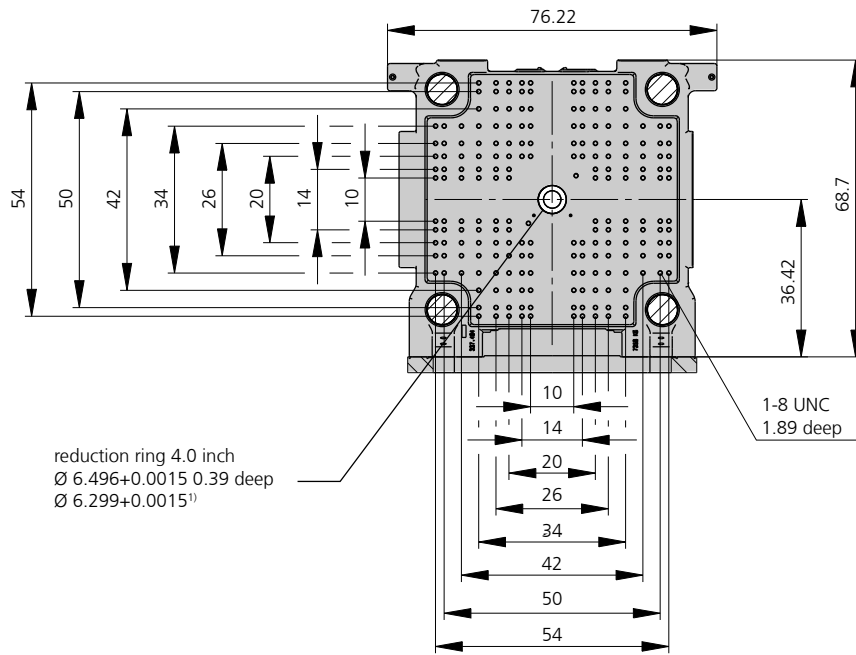
Robotic system mounting | C



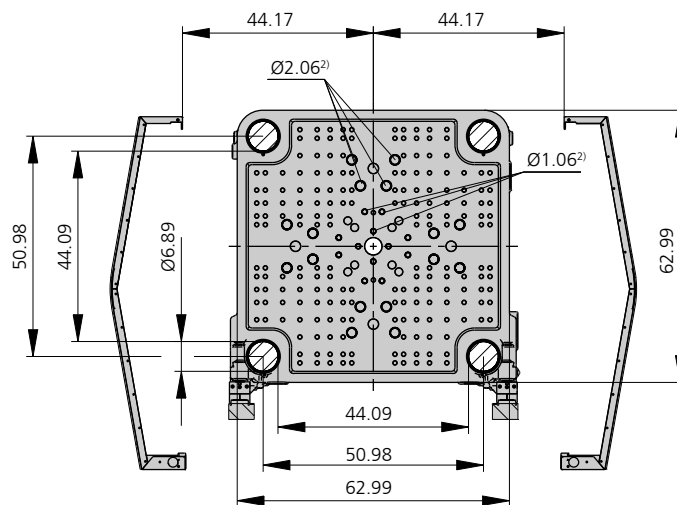
1) - 2) Positions of ejector plate
3) Also for central ejectors

MOLD INSTALLATION DIMENSIONS | 1120 H

Fixed mold mounting platen | A



Moving mold mounting platen | B



1) Dimensions apply to machines with thermoset versions (without reduction ring)

2) Guide

SHOT WEIGHTS | 1120 H

Theoretical shot weights for the most important materials

Injection units		65.6 oz			91.1 oz			150.6 oz		
Screw diameter	inch	2.76	3.15	3.54	3.15	3.54	3.94	3.54	3.94	4.53
	mm	70	80	90	80	90	100	90	100	115
Polystyrene	max. oz PS	39.7	51.8	65.6	58.3	73.8	91.1	92.2	113.9	150.6
Styrene heteropolymerizates	max. oz SB	38.8	50.7	64.1	57.0	72.1	89.0	90.1	111.3	147.2
	max. oz SAN, ABS ¹⁾	38.0	49.6	62.8	55.8	70.7	87.2	88.3	109.1	144.2
Cellulose acetate	max. oz CA ¹⁾	44.7	58.3	73.8	65.6	83.0	102.5	103.8	128.1	169.5
Celluloseacetobutyrate	max. oz CAB ¹⁾	41.5	54.3	68.6	61.0	77.2	95.3	96.5	119.2	157.6
Polymethyl methacrylate	max. oz PMMA	41.0	53.6	67.8	60.2	76.3	94.1	95.3	117.7	155.6
Polyphenylene oxide, mod.	max. oz PPO	36.8	48.1	60.9	54.1	68.5	84.6	85.6	105.7	139.8
Polycarbonate	max. oz PC	41.7	54.5	68.9	61.3	77.6	95.7	96.9	119.7	158.3
Polysulphone	max. oz PSU	43.1	56.3	71.2	63.3	80.1	98.9	100.2	123.7	163.6
Polyamides	max. oz PA 6.6 PA 6 ¹⁾	39.4	51.5	65.2	58.0	73.4	90.6	92.1	113.7	150.4
	max. oz PA 6.10 PA 11 ¹⁾	36.8	48.1	60.9	54.1	68.5	84.6	87.2	107.7	142.4
Polyoximethylene (Polyacetal)	max. oz POM	49.0	64.0	81.0	72.0	91.1	112.5	113.9	140.6	186.0
Polyethylene terephthalate	max. oz PET	47.3	61.7	78.1	69.5	87.9	108.5	109.9	135.6	179.4
Polyethylene	max. oz PE-LD	30.0	39.2	49.6	44.1	55.7	68.8	69.7	86.0	113.8
	max. oz PE-HD	30.9	40.4	51.2	45.5	57.6	71.1	72.0	88.8	117.5
Polypropylene	max. oz PP	31.6	41.3	52.3	46.5	58.8	72.6	73.5	90.8	120.0
Fluoropolymerides	max. oz FEP, PFA, PCTFE ¹⁾	63.5	82.0	105.0	93.3	118.1	145.8	147.6	182.3	241.1
	max. oz ETFE	55.4	72.4	91.6	81.9	103.6	127.9	129.5	159.9	211.5
Polyvinyl chloride	max. oz PVC-U	48.0	62.7	79.3	70.5	89.2	110.1	111.5	137.6	182.0
	max. oz PVC-P ¹⁾	44.3	57.9	73.2	65.1	82.4	101.7	103.0	127.2	168.2

1) average value

ARBURG GmbH + Co KG

Arthur-Hehl-Strasse
72290 Lossburg
Tel.: +49 7446 33-0
www.arburg.com
contact@arburg.com